



## Miniature S-Type Load Cell

✓ Aluminum construction (.25-20lb)

✓ Temp Rating 14°F to +104°F


✓ Compact

✓ Low height

✓ Easy to install

✓ 29 AWG, 5-foot wire with shielding

✓ Length and width smaller  
than a US quarter



✓ Suitable for robotics & force measurement

Morehouse miniature S-type load cells from 1 lbf to 50 lbf are critical when a small-size load cell with high accuracy and low measurement risk is needed. Based on measured performance, the miniature S-type load cell represents the gold standard for miniature S-type load cells with the industry's lowest range of use.

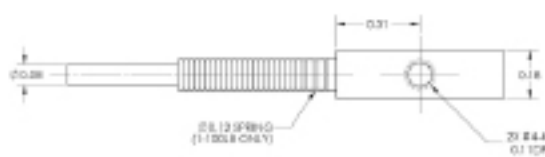
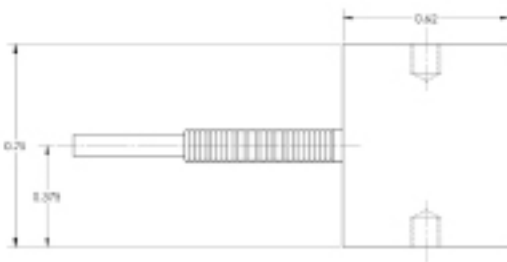
The Morehouse miniature s-type load cells cost significantly less than other manufacturers selling similar products. The lower uncertainties allow for shorter setup times, less frequent standard changes, and fewer standards to maintain.

### Standard Features

- » Ideal for field use where space is at a minimum
- » Perfect for environments requiring durable construction, such as robotics
- » Calibration of small-force equipment
- » Applications requiring small forces with extremely high overload protection
- » Direct reading applications where an accuracy of better than 0.1 % is required.

Specifications	Capacity					
	1.0 lbf	2.0 lbf	5.0 lbf	10 lbf	20 lbf	50 lbf
<b>Accuracy</b>						
Non-Linearity, % R.O.	±0.3	± 0.2	± 0.2	± 0.1	± 0.1	± 0.1
Hysteresis, % R.O.	±0.3	± 0.2	± 0.2	± 0.1	± 0.1	± 0.1
Non-Repeatability, % R.O.	±0.3	± 0.2	± 0.2	± 0.1	± 0.1	± 0.1
Off-Center Load Sensitivity, %/in	±0.1	± 0.1	± 0.1	± 0.1	± 0.1	± 0.1
Zero Balance, mV/V	± 0.06	± 0.06	± 0.06	± 0.06	± 0.06	± 0.06
<b>Temperature</b>						
Range, Compensated, °F	+14 to +104	+14 to +104	+14 to +104	+14 to +104	+14 to +104	+14 to +104
Range, Operating, °F	-22 to +158	-22 to +158	-22 to +158	-22 to +158	-22 to +158	-22 to +158
Sensitivity Effect, % Rdg / 100°F	0.036	0.036	0.036	0.036	0.036	0.036
Zero Effect, % R.O. / 100°F	0.018	0.018	0.018	0.018	0.018	0.018
<b>Electrical</b>						
Recommended Excitation, VDC	5	5	5	5	5	5
Bridge Resistance, Ω	1000 +40/-3.5	350 +40/-3.5	350 +40/-3.5	350 +40/-3.5	350 +40/-3.5	350 +40/-3.5
Insulation Bridge/Case, MegΩ	500 @50 VDC	500 @50 VDC	500 @50 VDC	500 @50 VDC	500 @50 VDC	500 @50 VDC
Maximum Excitation, VDC	20	20	20	20	20	20
<b>Mechanical</b>						
Safe Overload, % Full Scale	150	150	150	150	150	150
Weight, lb	.01	.01	.01	.01	.01	.01
Spring Included	No	Yes	Yes	Yes	Yes	Yes
Flexure Material	Aluminum	Aluminum	Aluminum	Aluminum	Aluminum	Steel

## Dimensions



Base Height (in/mm)	Base Width (in/mm)	Base Depth (in/mm)	Mounting Hole Depth (in/mm)	Thread Size (in-TPI)
.18 / 4.7	.75 / 19.1	.62 / 16	.11 / 2.8	#4-40

## Wiring

Miniature S-Type Load Cell	
Connector Pin	Description
Red	Excitation +
Green	Signal +
White	Signal -
Black	Excitation -

